


# MILLWOOD NEWS

ISSUE No 383

NEWSLETTER DATE : FRIDAY 8TH MARCH 2019

## PHOTOGRAPHS FROM OUR MATHS/ART WEEK



## STARS OF THE WEEK



### EYFS/KS1



Kyle C for fantastic effort during the sensory circuit each morning even when feeling tired.



### KS1/KS2



Saif K for gesturing to an adult by putting his hand onto adults and guiding hand to a child's foot to request to take off their shoe so the paired TACPAC session could begin.

## PHOTOGRAPHS FROM PANCAKE DAY



## WELCOME TO NEW STAFF

May in the office and new duty officer, Frank.

## CRAZY HAIR NON-UNIFORM DAY FOR COMIC RELIEF ON MARCH 15TH.

This year Millwood School will be raising money to support Comic Relief by having a crazy hair non-uniform day on Friday 15th March. We are asking each child to send in £1 in a named envelope on this day and come into school in their own clothes and with the craziest hair they can! Children can choose to join in with the non-uniform or join in with the crazy hair or to do both.

## LPPA WORKING PARTY FEEDBACK

Thank you to all of the parents who attended our first working party meeting last week. It was a fantastic meeting and a wonderful opportunity to meet new parents. As a result of this meeting, we would like to look at ways that we can support parents with accessing more areas of the local community. This could include parks, supermarkets, hairdressers, dentists or other places where you would like to visit as a family but are unsure whether your child would cope. As a school, we plan to develop our community based education and plan a range of schemes of work based on visits and trips out. If you have any suggestions about where you would like us to consider please email

[MillwoodOffice@bury.gov.uk](mailto:MillwoodOffice@bury.gov.uk) and mark them for the attention of Beckie Savage.

## DINNER MONEY REMINDER

Could I please remind everyone that dinner money must be paid on a Monday morning and that all arrears must be paid on 11 March.

Thank you



## SCHOOL COUNCIL MINUTES

This week our school councillors had a visit from our builders. They brought in lots of exciting toys to explore and explained how to keep safe on a building site. The children loved this hands on experience and are looking forward to seeing the progress of our new classrooms.



**Whitelow 1** This week we have been caring for our bean plants. We have been watching the shoots grow when we water them. We have enjoyed Maths/ Art Week and the creative activities.



We have been inspired by the work of famous artists such as Piet Mondrian and Robert Delaunay. We celebrated Shrove Tuesday by making pancakes. We enjoyed tasting American style white chocolate chip pancakes.

**Whitelow 2** Everybody in Whitelow 2 has had a fantastic fun learning time in Maths / Art Week. Lots of smashing busy sessions learning about 2D and 3D shapes, colours and patterns with lots of practical and creative activities. A fabulous week everyone, well done.



**Whitelow 3** This week we have really enjoyed lots of imaginative play, pretending to have tea parties and pretending to be chefs on pancake day! We were very excited to have a "pancake flipping" competition and go on a pancake hunt. We have also enjoyed some Maths/Art week activities, making lovely patterns with different colours and frozen paint balloons.



**Whitelow 4** have been busy this week, enjoying the Art/Maths week. We have been learning about different artists and taking part in lots of activities! We explored colourful sensory tiles and we used blocks to make different structures. We used painting sticks to paint in the style of Picasso. We also explored different 3D shapes and we made a beautiful picture using line patterns.



**Whitelow 5** It has been Maths/Art week this week in school and the children in Whitelow 5 have loved engaging with the fantastic hands on experiences linked to the different artists. We particularly enjoyed learning about Wassily Kandinsky and made circle patterns with paint in the style of his work. The finished pieces of work were masterpieces, fit to adorn the walls of any museum.





**Redvales 1** have really enjoyed Maths /Art week! We have done some lovely line patterns and a class picture of a fish (like Picasso). We also enjoyed learning about shape and colour, and learned about lots of different artists. Outside of maths week we enjoyed our sensory story with Twinkleboost.




**Redvales 2** We have had a lovely week doing lots of Maths and Art activities. We explored 3 D shape sculptures, Islamic Art, Line Patterns and Picasso. Also in Maths we have been exploring how many eggs fit into an egg box linked to our story "Jack and the Beanstalk" and building a giant beanstalk using blocks.



**Redvales 3** have really enjoyed Maths and Art week this week! We have looked at the work of Klee, Kandinsky and Picasso in Art. In Maths we have been measuring the diameter of circles for our art work and using shapes to make geometric patterns. We have been busy rehearsing for our Opera performance in Music and have been recording the growth of our sunflowers in Science.



**Redvales 4** This week we have been looking at artists who use shapes in their work. We made pictures using 2D shapes like Robert Delauney, circle pictures like Wassily Kandinsky, we put together a cut up photo of ourselves in different coloured tints like Paul Klee. We made a class picture in the style of Picasso and made 3D sculptures. While we have been doing all this we have also learnt about the properties of the shapes we have been using. In music we guessed which instruments were playing before we could see them and then played our own instruments to different styles of background music. In English we have been looking at handwriting families ie ladder letters which start with a downward stroke; l, i, t, u, j and y, curly caterpillar letters which start with a curl to the left; c, a, o, d, g, q, e, s, f.



**Redvales 5** have had wonderful Maths and Art Week. We have loved exploring how 2D and 3D shapes are used in different pieces of Art. Redvales 5 enjoyed recreating Robert Delaunay art work whilst listening to classical music.



**Redvales 6** thoroughly enjoyed Maths/ Art week! We engaged in a range of activities such as building 3D sculptures and creating line patterns using paint and masking tape. We also enjoyed baking Lenten chocolate cake to mark the start of Lent on Wednesday and discussed what we would find hard to give up. Next week we look forward to making paper plate faces for characters from our sensory story "Jack and the Beanstalk".




**Irwell 2** Irwell 1 & 2 have really enjoyed the activities this week. Our favourite has been the 3D sculptures where we got to explore sensory balls. We have also explored works of art by Paul Klee, Piet Mondrian and Islamic art patterns.

**Irwell 3** This week Irwell 3 have had so much fun during Maths Art week. We have enjoyed exploring the many different 2d and 3d shapes, making our own Art work and lots of messy play!



**Irwell 4** have enjoyed Maths and Art week, linking lots of different art work to maths. Here is Alex making a splatter on our line pattern painting on canvas. Have a lovely weekend.



**Irwell 5** This week we have been enjoying lots of activities for maths, art week. We particularly enjoyed the Islamic art activities.



**Irwell 6** have thoroughly enjoyed Maths and Art week. We have been learning about lots of different artists and using their techniques to create our own. Here is Dante showing off his Paul Klee inspired portrait.





## PROGRESS REPORT FROM BUILDING TEAM



## PROGRESS REPORT FROM PROJECT MANAGER

### Millwood School- Progress Report No7

#### 1.0 Progress Report

##### 1.1 Progress to Date

The project commenced on 7<sup>th</sup> January 2019 and is forecast to complete within a 26 week contract period.

Since the previous report No 6 (26/2/19), the contractor has undertaken the following activities:

1. Foundations have been completed to both classrooms including the new assistant head office.
2. Roof structure to the infill classroom.

##### 1.2 Progress against Programme

To date the contractor is on programme with their construction activities.

- Piling has been completed.
- Ground beams and floor slab are complete to both classrooms and the new assistant head office.
- Drainage within the floor slab areas of the extension classroom have been completed.
- The wall in the corridor outside the 'infill' classroom has been completed on the corridor side.

#### 2.0 Progress photos



Infill classroom with roofing works ongoing.



Underside of roof to classroom.



Concrete slab to extension classroom including foundations and floor.





Floor slab for new assistant head office and rear corridor.



Infill classroom viewed from existing school roof.

### 3.0 Project Issues

1. The School have reviewed the use of the existing WC room reallocated to the infill classroom and decided that the toilet will not be relocated within the room. This has the effect that the Laundry room will not be subject to works during the Spring break. The WC facility has closed for use by the school from 4<sup>th</sup> March 2019.
2. Bury MBC and the school have requested an alternative Hoist supplier be approached and this is currently being explored. A meeting has been held on 15<sup>th</sup> February 2019 with a supplier. GN Healthcare & Chameleon Care approached so far. GN Healthcare

- attended a second meeting with the School on 1<sup>st</sup> March 2019 and agreed on the specification of the hoists which will be an upgrade on the existing hoists.
3. The extent of fixed furniture is under discussion between Pick Everard and the School. TS Booker are preparing a drawn and costed solution over the next few weeks for review.
  4. The existing glazed screen to the courtyard will be reused as the outer wall of the new infill classroom and the door position adjusted to suit the classroom operation.

#### 4.0 Social Value

The integration between the project and social value matters is being discussed between the contractor and the school. A number of subjects are being discussed in the hope that several opportunities can be incorporated into the project.

The following activities have been completed to date:

1. Ground Breaking Ceremony – successfully took place on 5<sup>th</sup> February.
2. School pupil/Staff presentation by HH Smith – successfully took place on 1<sup>st</sup> March.

The following future activities are in discussion:

1. Artwork competition.

HH Smith have appointed Diane Whitfield and Chris Purkiss to deal with Social Value matters.

#### 5.0 Environmental

1. Materials and equipment from the courtyard are being retained for reuse elsewhere in the school.
2. The contractors site compound has been laid out to retain existing trees and avoid any removal.
3. The proposed design will use the existing grey water collection system.

#### 6.0 Works planned over next Four weeks

During the next four weeks, for the period upto the mid-term spring holiday, the following activities are planned to both the infill and extension classrooms:

- Completion of the Steel frame superstructure installation.
- External walls and roof commencement and continuation.
- Internal drain laying to the corridor outside the infill classroom.

The following designs will continue:

- Architectural (preliminary issued 15<sup>th</sup> February 2019 and further revisions issued 22<sup>nd</sup> February 2019).
- Mechanical & Electrical Services including heating, sprinklers, security systems etc.

The following designs are complete:

- Structural foundation design (issued 1<sup>st</sup> February 2019).
- Steel frame (issued 21<sup>st</sup> February 2019).



It's important to note that new challenges are arising on the internet all the time. We have created to this guide to raise awareness of the issue and offer advice on helping parents to talk to their children about making safer decisions online. See also our '7 conversation starters' guide for more tips on better communication with your child.



Momo is a sinister 'challenge' that has been around for some time. It has recently resurfaced and once again has come to the attention of schools and children across the country. Dubbed the 'suicide killer game', Momo has been heavily linked with apps such as Facebook, WhatsApp, YouTube, and most recently (and most worryingly)... YouTube Kids. The scary doll-like figure reportedly sends graphic violent images, and asks users to partake in dangerous challenges like waking up at random hours and has even been associated with self-harm. It has been reported that the 'Momo' figure was originally created as a sculpture and featured in an art gallery in Tokyo and unrelated to the 'Momo' challenge we are hearing about in the media.



# What parents need to know about MOMO

## CHILDREN'S VIDEOS BEING 'HIJACKED'

There have been recent reports that some seemingly innocent videos on YouTube and YouTube Kids (such as 'surprise eggs', unboxing videos and Minecraft videos) have been edited by unknown sources to include violence provoking and/or other inappropriate content. Even though YouTube monitor and remove videos that include inappropriate content, clips can be uploaded and viewed thousands of times before they get reported and removed. As a parent, it's difficult to spot these videos as the harmful content doesn't appear until partway through the video.

## DISTRESSING FOR CHILDREN

Popular YouTubers and other accounts have been uploading reaction videos, showing their experience of the MOMO challenge. Some of the videos include a disclosure message warning that the content may be "inappropriate or offensive to some audiences" and that "viewer discretion is advised" but these videos are still easily accessed by clicking 'I understand and wish to proceed'. The image of the 'Momo' character can be deeply distressing to children and young people and it's important to note that it may slip through parental settings and filters.

## SUGGESTED VIDEOS ON YOUTUBE

Video apps such as YouTube include an 'up next' feature which automatically starts playing another video based on the video just watched. Due to YouTube's algorithm, users are shown 'suggested videos' that they may be interested in. The thumbnails used on suggested videos are purposefully created in a way to encourage viewers to click them. During our research, we found that when watching one Momo related video, we were shown countless other Momo themed videos and other scary content which would be age-inappropriate for children under 18.



**National  
Online  
Safety**

## Top Tips for Parents

### TELL THEM IT'S NOT REAL

Just like any urban legend or horror story, the concept can be quite frightening and distressing for young people. Whilst this may seem obvious, it's important for you to reiterate to your child that Momo is not a real person and cannot directly harm them! Also, tell your child to not go openly searching for this content online as it may only cause more distress.

### BE PRESENT

It's important for you, as a parent or carer, to be present while your children are online. This will give you a greater understanding of what they are doing on their devices, as well as providing you with the opportunity to discuss, support and stop certain activities that your child may be involved in. As the nature of each task become progressively worse it's also important to recognise any changes in your child's behaviour.

### TALK REGULARLY WITH YOUR CHILD

As well as monitoring your child's activity, it's important for you to discuss it with them too. Not only will this give you an understanding of their online actions, but those honest and frequent conversations will encourage your child to feel confident to discuss issues and concerns they may have related to the online world.

### DEVICE SETTINGS & PARENTAL CONTROLS

Ensure that you set up parental controls for your devices at home. This will help to restrict the types of content that your child can view, as well as help you to monitor their activity. In addition to this, it's vital that you are aware of your device and account settings to ensure your child's utmost safety. For example, on YouTube you can turn off 'suggested auto-play' on videos to stop your child from viewing content that they have not directly selected.

### PEER PRESSURE

Trends and viral challenges can be tempting for children to take part in; no matter how dangerous or scary they seem. Make sure you talk to your child about how they shouldn't succumb to peer pressure and do anything they are not comfortable with, online or offline. If they are unsure, encourage them to talk to you or another trusted adult.

### REAL OR HOAX?

As a parent it is natural to feel worried about certain things you see online that may be harmful to your child. However, not everything you see online is true. Check the validity of the source and be mindful of what you share as it may only cause more worry.

### REPORT & BLOCK

You can't always rely on parental controls to block distressing or harmful material. People find ways around a platform's algorithm in order to share and promote this type of material. Due to this, we advise that you flag and report any material you deem to be inappropriate or harmful as soon as you come across it. You should also block the account/content to prevent your child from viewing it. Also encourage your child to record/screenshot any content they feel could be malicious to provide evidence in order to escalate the issue to the appropriate channels.

### FURTHER SUPPORT

Speak to the safeguarding lead within your child's school should you have any concerns regarding your child's online activity or malicious content that could affect them.

If your child sees something distressing, it is important that they know where to go to seek help and who their trusted adults are. They could also contact Childline where a trained counsellor will listen to anything that's worrying them.

The Childline phone number is  
0800 1111.



SOURCES:  
<http://www.mirror.co.uk/news/world-news/sick-videos-youtube-kids-14252195>  
<http://www.bbc.co.uk>  
<http://www.bbc.co.uk/news/uk-northern-ireland-47359623>

[www.nationalonlinesafety.com](http://www.nationalonlinesafety.com)

Twitter - @natonlinesafety

Facebook - /NationalOnlineSafety

Phone - 0800 368 8061



**FREE!**

# MUSIC SESSION

For children with SEND and their families  
to sing and play music with their peers.  
No musical skills needed

**HANDS  
ON**

Sat 23rd March 2019  
2.30 – 3.30 pm

**FUN**

**BURY2GETHER**

The Blue Building,  
375A Brandlesholme Road,  
Bury, BL8 1HS  
(Sat Nav BL8 1JU)



To book tickets please scan code or go to  
[Eventbrite.co.uk](https://www.eventbrite.co.uk) and search Bury2gether



Best wishes  
Helen Chadwick  
Headteacher